



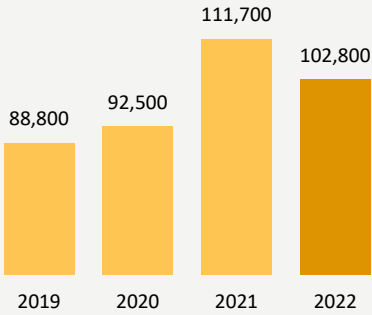
# Key Enrolment Statistics 2022

Vocational education and training funded by or through the Department of Training and Workforce Development.

## Enrolments summary

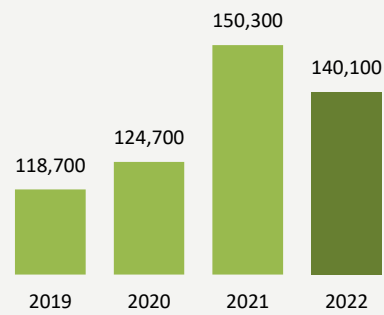
### Students

▼ 8% from 2021



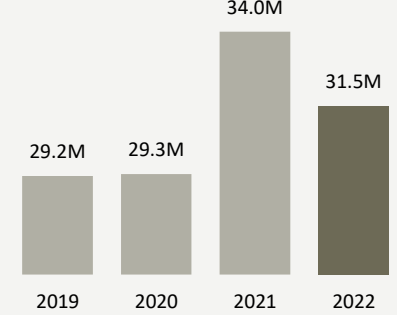
### Enrolments

▼ 7% from 2021

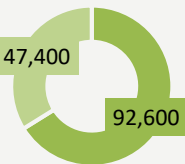


### Student curriculum hours

▼ 7% from 2021

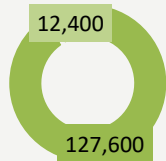


## Training characteristics



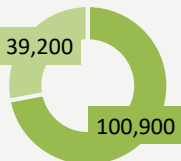
### Level of education

- Cert III and above: 92,600 (66%)
- Cert II and below: 47,400 (34%)



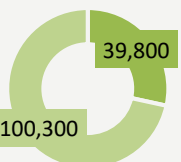
### Funding category

- Priority training: 127,600 (91%)
- General industry: 12,400 (9%)



### Provider type

- TAFE colleges: 100,900 (72%)
- Other providers: 39,200 (28%)



### Delivery region

- Regional: 39,800 (28%)
- Metro: 100,300 (72%)

## Student characteristics

**74,100** 53%  
enrolments for  
**young people aged under 25**  
▼ 1% from 2021

**11,900** 9%  
enrolments for  
**Aboriginal students**  
▼ 7% from 2021

**11,900** 9%  
enrolments for  
**students with a disability**  
▼ 6% from 2021

**64,800** 46%  
enrolments for  
**female students**  
▼ 12% from 2021

## Priority training

▼ 2% from 2021

