

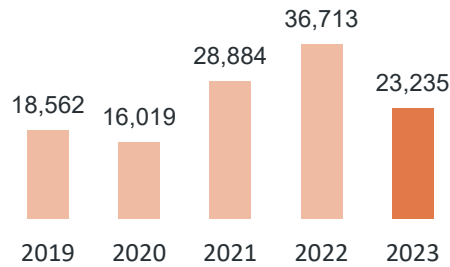


# Training Activity Report

## Apprenticeship/traineeship data to June 2023

### Apprenticeships & traineeships Commencements

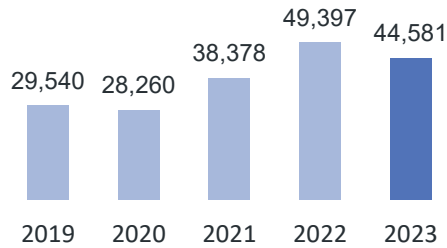
▼ **36.7%** from 2022



12 mths to 30 June

### Apprentices & trainees In training

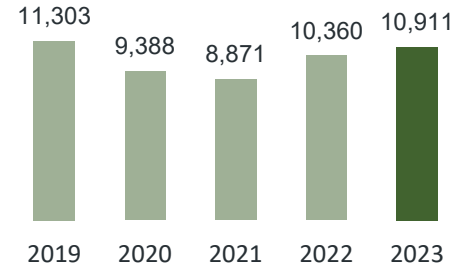
▼ **9.7%** from 2022



As at 30 June

### Apprenticeships & traineeships Completions

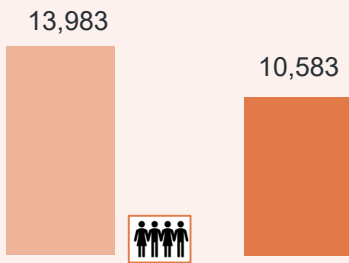
▲ **5.3%** from 2022



12 mths to 30 June

### Apprenticeship commencements

▼ **24.3%** from 2022



12 mths to 30 June



**building & construction**  
**2,006 ▼ 33.8%**

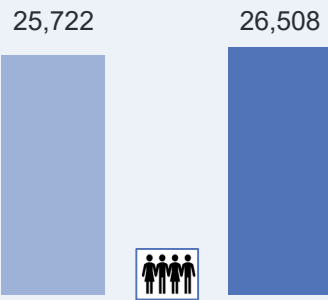


**automotive**  
**2,706 ▼ 18.1%**

In the 12 mths to 30 June 2023 compared to the previous 12 months

### Apprentices in training

▲ **3.1%** from 2022



As at 30 June



**electrical**  
**5,513 ▲ 7.8%**

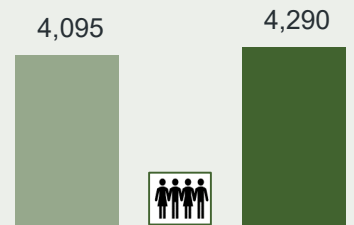


**automotive**  
**6,712 ▲ 5.5%**

As at 30 June 2023 compared to the same time last year

### Apprenticeship completions

▲ **4.8%** from 2022



12 mths to 30 June



**automotive**  
**1,175 ▲ 11.2%**



**building & construction**  
**627 ▲ 9.8%**

In the 12 mths to 30 June 2023 compared to the previous 12 months

Source: Department of Training and Workforce Development, Western Australian Apprenticeship Management System (WAAMS)



# Training Activity Report

## Apprenticeship/traineeship data to June 2023



Source: Department of Training and Workforce Development, Western Australian Apprenticeship Management System (WAAMS)