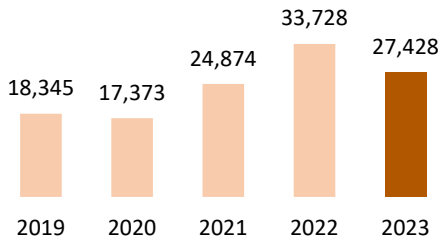


Training Activity Report

Apprenticeship/traineeship data to March 2023

Apprenticeships & traineeships Commencements

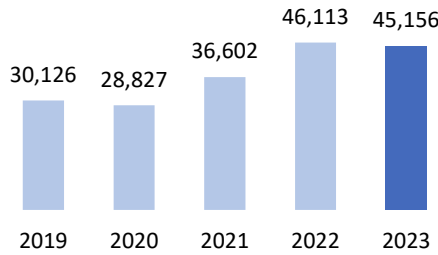
▼ 18.7% from 2022



12 mths to 31 March

Apprentices & trainees In training

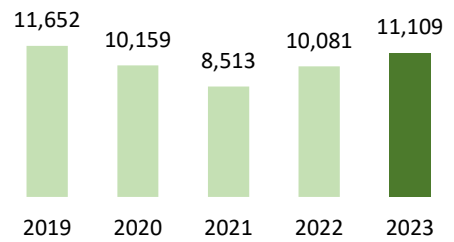
▼ 2.1% from 2022



As at 31 March

Apprenticeships & traineeships Completions

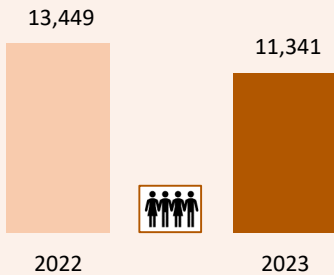
▲ 10.2% from 2022



12 mths to 31 March

Apprenticeship commencements

▼ 15.7% from 2022



12 mths to 31 March

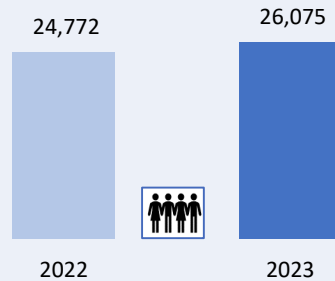
building & construction
2,232 ▼ 23.4%

automotive
2,815 ▼ 12.0%

In the 12 mths to 31 March 2023 compared to the previous 12 months

Apprentices in training

▲ 5.3% from 2022



As at 31 March

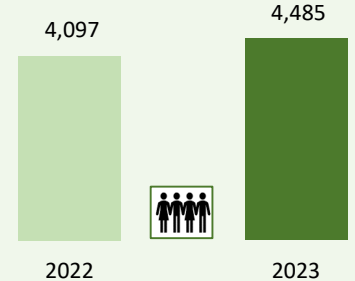
electrical
5,396 ▲ 9.2%

automotive
6,581 ▲ 6.1%

As at 31 March 2023 compared to the same time last year

Apprenticeship completions

▲ 9.5% from 2022



12 mths to 31 March

metals, manufacturing & services
1,125 ▲ 22.4%

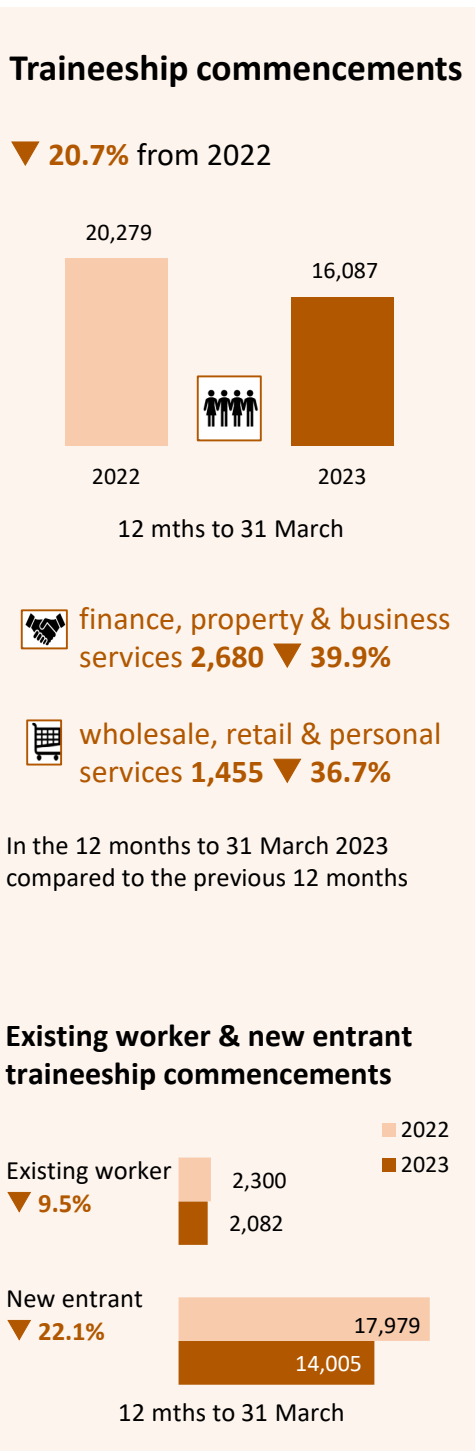
automotive
1,218 ▲ 14.7%

In the 12 mths to 31 March 2023 compared to the previous 12 months



Training Activity Report

Apprenticeship/traineeship data to March 2023



Source: Department of Training and Workforce Development, Western Australian Apprenticeship Management System (WAAMS)