

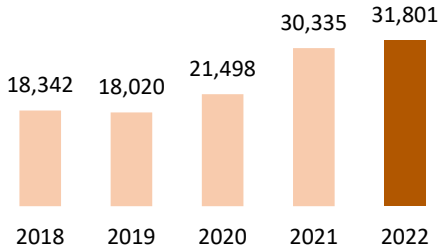


# Training Activity Report

## Apprenticeship/traineeship data to December 2022

### Apprenticeships & traineeships Commencements

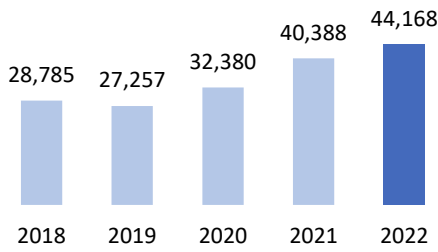
▲ 4.8% from 2021



12 mths to 31 December

### Apprentices & trainees In training

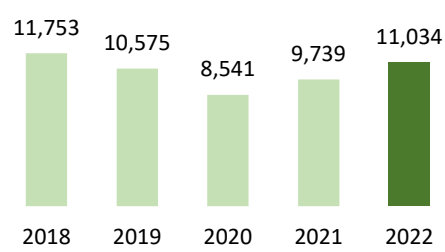
▲ 9.4% from 2021



As at 31 December

### Apprenticeships & traineeships Completions

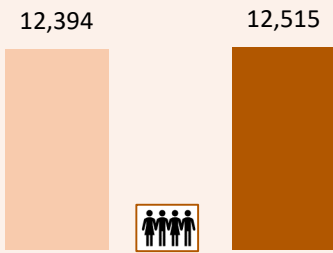
▲ 13.3% from 2021



12 mths to 31 December

### Apprenticeship commencements

▲ 1.0% from 2021



2021 2022

12 mths to 31 December



metals manufacturing & services **2,356** ▲ 4.8%

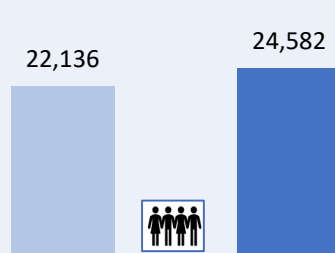


wholesale, retail & personal services **760** ▼ 13.2%

In the 12 mths to 31 December 2022 compared to the previous 12 months

### Apprentices in training

▲ 11.0% from 2021



2021 2022

As at 31 December



building & construction **4,755** ▲ 15.9%

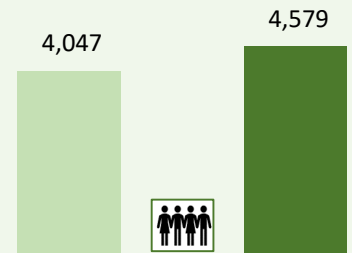


electrical **5,024** ▲ 15.0%

As at 31 December 2022 compared to the same time last year

### Apprenticeship completions

▲ 13.1% from 2021



2021 2022

12 mths to 31 December



metals manufacturing & services **1,310** ▲ 46.9%



automotive **1,206** ▲ 17.3%

In the 12 mths to 31 December 2022 compared to the previous 12 months



# Training Activity Report

## Apprenticeship/traineeship data to December 2022



Source: Department of Training and Workforce Development, Western Australian Apprenticeship Management System (WAAMS)