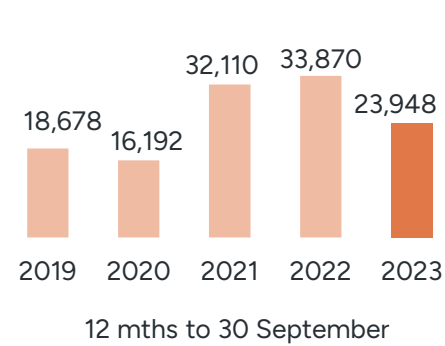


Training Activity Report

Apprenticeship/traineeship data to September 2023

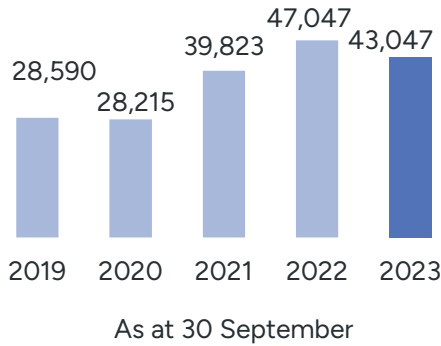
Apprenticeships & traineeships Commencements

▼ **29.3%** from 2022



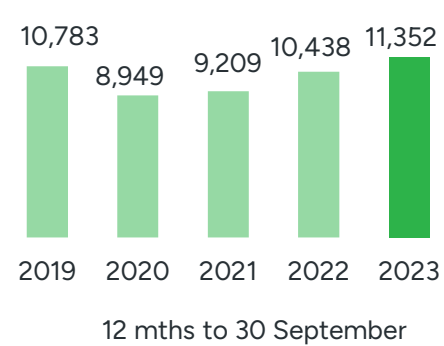
Apprentices & trainees In training

▼ **8.5%** from 2022



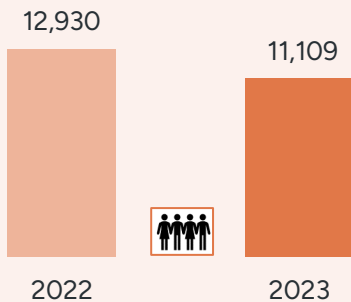
Apprenticeships & traineeships Completions

▲ **8.8%** from 2022



Apprenticeship commencements

▼ **14.1%** from 2022



building & construction
2,220 ▼ **22.0%**

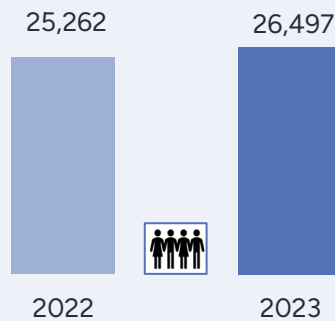


automotive
2,762 ▼ **9.6%**

12 mths to 30 September 2023 compared to the previous 12 months

Apprentices in training

▲ **4.9%** from 2022



electrical
5,536 ▲ **9.6%**

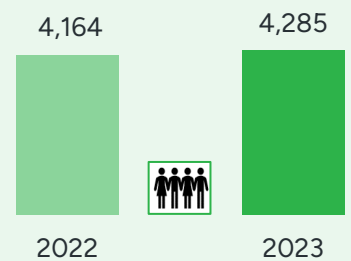


automotive
6,651 ▲ **6.8%**

As at 30 September 2023 compared to the same time last year

Apprenticeship completions

▲ **2.9%** from 2022



hospitality & tourism
169 ▲ **29.0%**

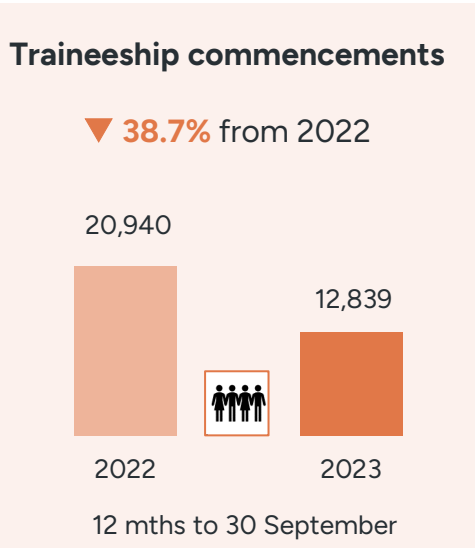


wholesale, retail & personal services
230 ▲ **21.1%**

12 mths to 30 September 2023 compared to the previous 12 months

Training Activity Report

Apprenticeship/traineeship data to September 2023



finance, property & business services
1,456 ▼ 66.4%

wholesale, retail & personal services
995 ▼ 57.1%

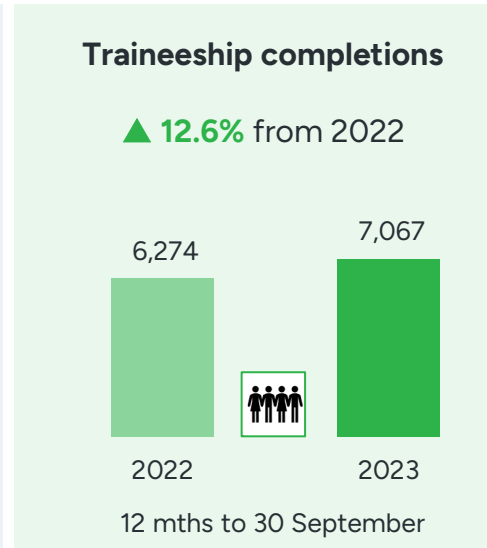
12 months to 30 September 2023 compared to the previous 12 months



finance, property & business services
2,402 ▼ 45.9%

wholesale, retail & personal services
1,289 ▼ 43.2%

As at 30 September 2023 compared to the previous 12 months

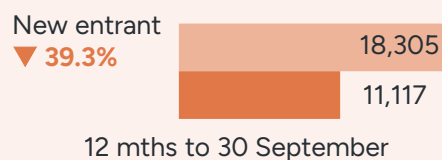
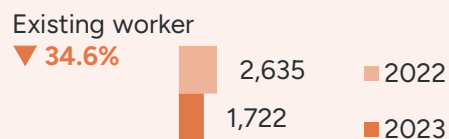


transport & storage
405 ▲ 105.6%

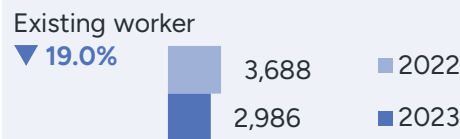
finance, property & business services
951 ▼ 16.7%

12 months to 30 September 2023 compared to the previous 12 months

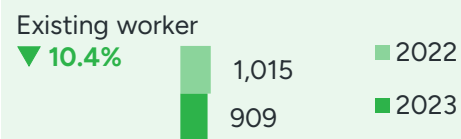
Existing worker & new entrant traineeship commencements



Existing worker & new entrant trainees in training



Existing worker & new entrant traineeship completions



Source: Department of Training and Workforce Development, Western Australian Apprenticeship Management System (WAAMS)