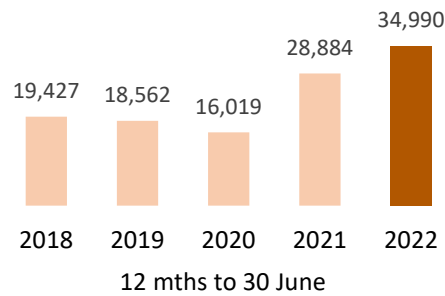


Training Activity Report

Apprenticeship/traineeship data to June 2022

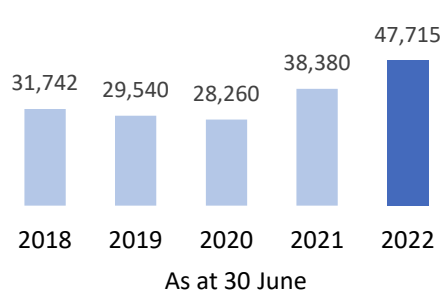
Apprenticeships & traineeships Commencements

▲ 21.1% from 2021



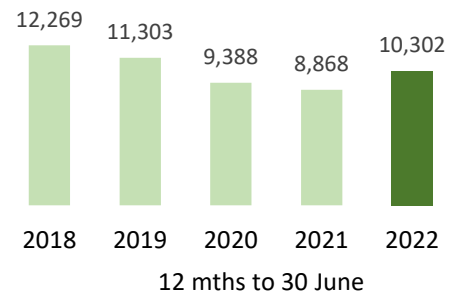
Apprentices & trainees In training

▲ 24.3% from 2021



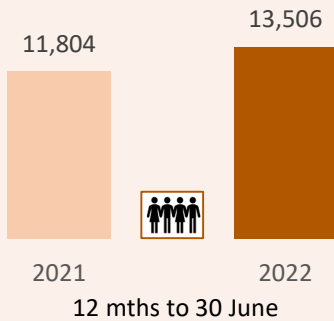
Apprenticeships & traineeships Completions

▲ 16.2% from 2021



Apprenticeship commencements

▲ 14.4% from 2021



building & construction
2,874 ▲ 17.4%

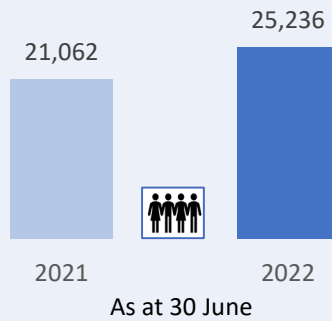


electrical
2,387 ▲ 15.4%

In the 12 mths to 30 June 2022 compared to the previous 12 months

Apprentices in training

▲ 19.8% from 2021



building & construction
4,770 ▲ 29.8%

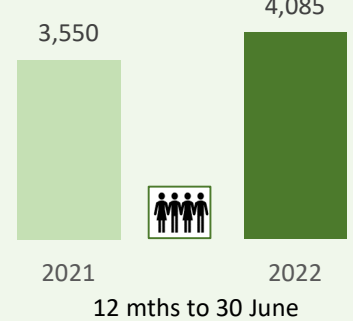


automotive
6,308 ▲ 20.4%

As at 30 June 2022 compared to the same time last year

Apprenticeship completions

▲ 15.1% from 2021



automotive
1,055 ▲ 26.2%



electrical
817 ▲ 21.0%

In the 12 mths to June 2022 compared to the previous 12 months

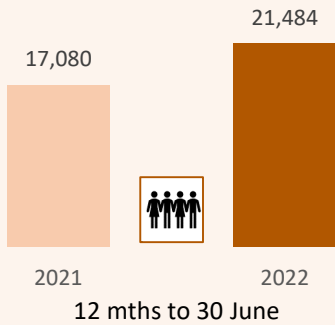


Training Activity Report

Apprenticeship/traineeship data to June 2022

Traineeship commencements

▲ 25.8% from 2021

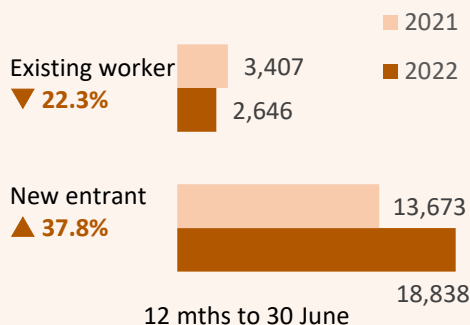


hospitality & tourism
2,592 ▲ 60.8%

community services, health & education 3,421 ▲ 36.8%

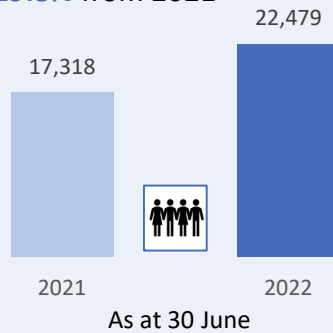
In the 12 months to 30 June 2022 compared to the previous 12 months

Existing worker & new entrant traineeship commencements



Trainees in training

▲ 29.8% from 2021

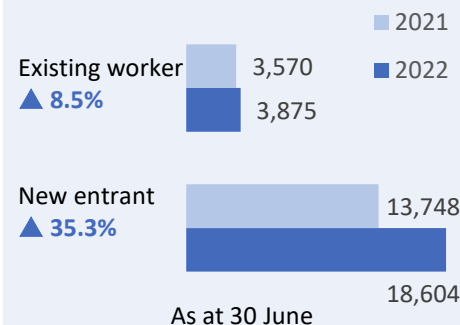


hospitality & tourism
2,382 ▲ 48.2%

community services, health & education 3,960 ▲ 42.9%

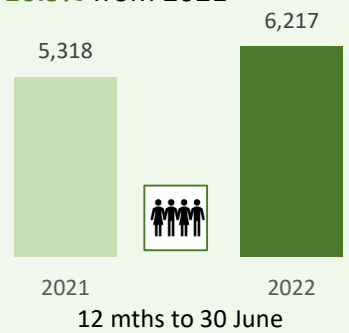
As at 30 June 2022 compared to the same time last year

Existing worker & new entrant trainees in training



Traineeship completions

▲ 16.9% from 2021



wholesale, retail & personal services 755 ▲ 25.0%

community services, health & education 892 ▲ 33.7%

In the 12 months to 30 June 2022 compared to the previous 12 months

Existing worker & new entrant traineeship completions

